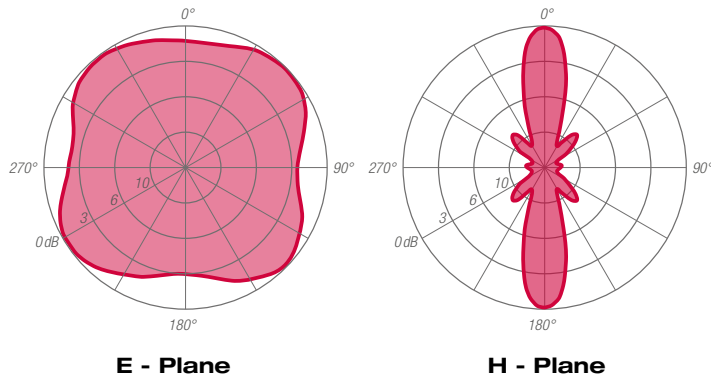




ANTENNA FEATURES

- Turnstile antenna 5.5 dBd gain.
- Horizontal polarization.
- Broadband 470-862 MHz.
- Omnidirectional radiation pattern.
- Designed for digital and/or analogue services.
- Plug-and-play installation.

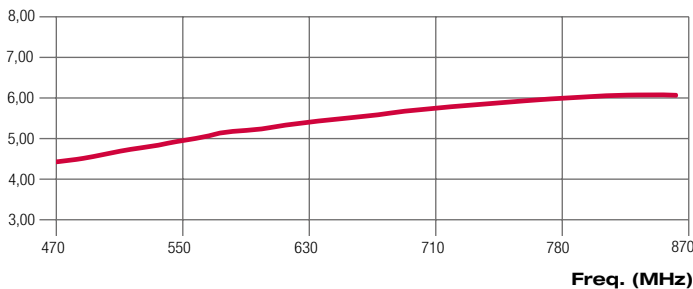
RADIATION PATTERNS (Mid Band)



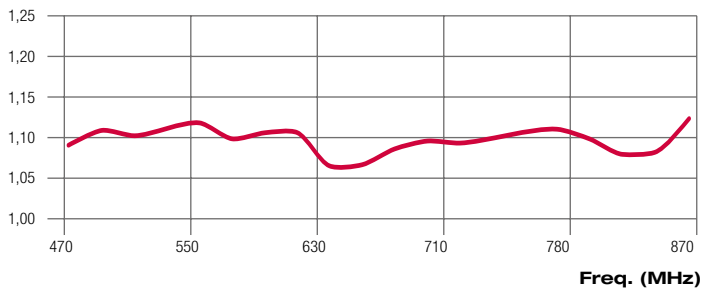
ELECTRICAL DATA

<i>WORKING BAND:</i>	470-862 MHz
<i>BANDWIDTH:</i>	UHF IV/V band
<i>GAIN:</i>	5.5 dBd (7.7 dBi)
<i>VSWR:</i>	≤ 1.12:1 (-25 dB)
<i>POLARIZATION:</i>	Horizontal
<i>IMPEDANCE:</i>	50 Ohm balanced
<i>HALF POWER BEAMWIDTH:</i>	E-Plane - 360° H-Plane - 22°
<i>LIGHTNING PROTECTION:</i>	All metal parts DC grounded including inner conductors Optional vertical lightning protection system
<i>AVAILABLE VERSION AND CODE:</i>	ATSO807920 - DIN 7/16" female - 1000W rms ATSO807921 - N female - 400W rms ATSO807922 - EIA 7/8" - 2000W rms

GAIN (dB)



VSWR



MECHANICAL DATA

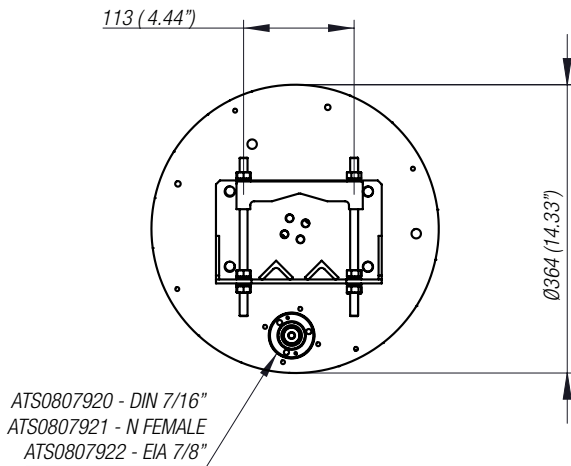
<i>MATERIALS:</i>	Aluminium, hot dip galvanized steel and stainless steel
<i>MOUNTING:</i>	Directly on supporting mast (ø60-114mm) safety hoist hook
<i>MOUNTING BRACKETS:</i>	Included
<i>ICING PROTECTION:</i>	Whole antenna fully covered by ABS radome Standard color white
<i>TREATMENTS:</i>	Bottom base, cover in stainless steel Bracket and bolts in hot dip galvanized steel Silver-plated connector and lines Military norms treatment (MIL-C-5541) dipoles
<i>PRESSURIZATION:</i>	No
<i>ANTENNA DIMENSIONS:</i>	364x364x1199mm (14.33x14.33x47.2 in)
<i>WEIGHT:</i>	23 kg (50.7 lb)
<i>WIND SURFACE:</i>	0.44 m ² (4.73 ft ²) front - 0.44 m ² (4.73 ft ²) side
<i>WIND LOAD</i> (160 km/h and 30°C)	0.35 kN front - 0.35 kN side
<i>SURVIVAL WIND:</i>	180 km/h (111.85 mph)
<i>PACKING DIMENSIONS:</i>	Wooden cage (ISPM-15) 450x550x1520 mm - 40kg (17.7x21.65x59.84 in - 88.18 lb)
<i>SPECIAL FEATURES:</i>	Optional vertical lightning protection system Bottom base flange upon request

Specification are subject to change without notice

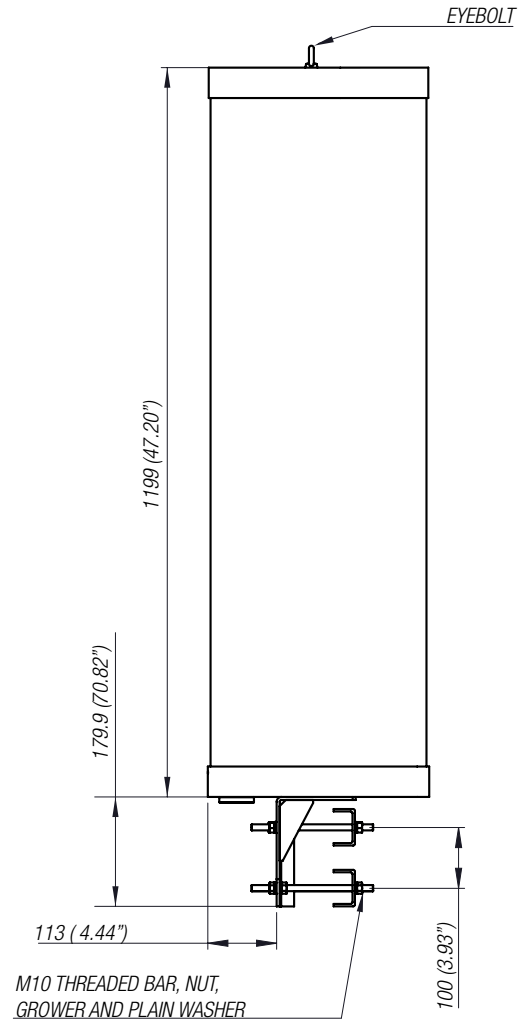
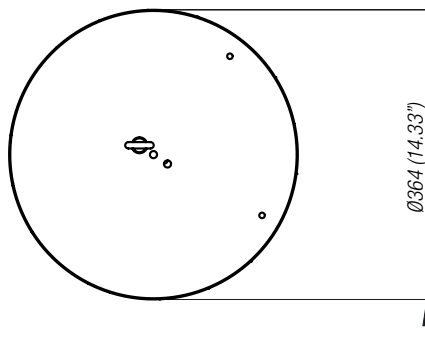
ANTENNA DIMENSIONAL DETAILS

ARRAY VERTICAL HEIGHT

FIXING BOTTOM BASE



TOP COVER



OPTIONS & SERVICES

<i>PATTERN DESIGN</i>	Custom azimuth and elevation (beam tilt and null fill) patterns can be designed to meet specific protection/coverage requirements
<i>PATTERN CERTIFICATION</i>	Proof-of-performance factory test and pattern measurements on ALDENA test plan area
<i>MOUNTING HARDWARE</i>	Turn-key antenna delivering Tower top/side spine Special hardware/brackets
<i>TRANSMISSION LINE</i>	Transmission line system design and layout
<i>COMBINERS/FILTERS</i>	Combiners/Filters to suit requirements can be supplied
<i>CALCULATION SERVICES</i>	Coverage/interference simulations EM Near Field control and reduction (Environmental impact studies)
<i>ON-SITE SERVICES</i>	Site Survey and Inspection Installation/commissioning and supervising Drive test & EM Field strength measurements After sales maintenance
<i>TRAINING</i>	Technical training certification and consultancy

Specification are subject to change without notice